





LED BACK-LIT MIRROR

Liteharbor elegant design back-lit mirror is illuminated by energy efficient and the LED back-lit technology providing practical clear lighting. It will create an exciting fresh look for your bathroom design by providing a stylish, luxurious and trendy look. The light from a back-lit mirror diffuses on the wall, it creates a unique ambiance that ordinary mirrors cannot achieve. They incorporate seamlessly with modern bathroom design or transitional vanities that may need an extra jolt of style. Liteharbor back-lit mirror provides a gold and silver backdrop. Gold represents nobleness, giving you a blingbling feeling and the silver represents calm and dignity, both of two colors set off the luxury of your bathroom or the dressing room.

Liteharbor LED Back-lit Mirror Light

Wherever you start your day, high quality task lighting can make all the differences.

Liteharbor LED Back-lit Mirror Light provides a variety of shapes and multiple mounting methods, with gold or silver backdrop, give you a feeling of luxury.





3000K

4500K

6400K



QUALITY OF LIGHT

Discover how quality task lighting can transform your routine. The Profiles Lighting Collection offers the best LED lighting output in its class — bright enough for precise tasks, dimmable for a relaxing bath, with precise color rendering and an even, consistent glow.

RECTANGLE MIRROR LIGHT WITH GOLD EDGE



BACK-LIT ILLUMINATED MIRROR

Style: Wall Mounted Mirror

Input Voltage : 120-277V AC 50/60 Hz

Watt: 7W/300mm

Light Source: LED SMD Chips

IP Rated: IP44

* Customized Also Available

SEE PAGE 39 FOR DETAILS

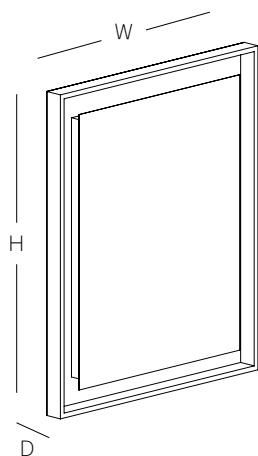


MR-029-B-GD

LED Back-Lit Mirror

Ordering Guide ☒

BEAUME™



Size (W x H x D)

/ Watt

CCT

Switch

☐ 800x1000x55 mm / 55W

* Or Other Customized Size/Watt.

☐ 3000K

☐ 4000K

☐ 5000K

☐ 6000K

☐ 3 CCT

☐ Touch Switch

☐ Inductive Switch

☐ Knob Switch

☐ Toggle Switch

Dimmable

☐ Non-Dimmable

☐ Dimmable

* Additional Function

☐ Heating Film (The voltage should be a certain value, such as 120V/220V/240V/277V)

☐ Time Display

APPLICATIONS: Studio, Makeup room, Dressing room, etc.

LISTING / WARRANTY

- cETLus listed for damp location and feed through wiring.
- 5 Year Limited Warranty.



RECTANGLE EDGE-LIT LED LIGHTED MIRROR



BACK-LIT ILLUMINATED MIRROR

Style: Wall Mounted Mirror

Input Voltage : 120-277V AC 50/60 Hz

Watt: 7W/300mm

Light Source: LED SMD Chips

IP Rated: IP44

* Customized Also Available

SEE PAGE 39 FOR DETAILS

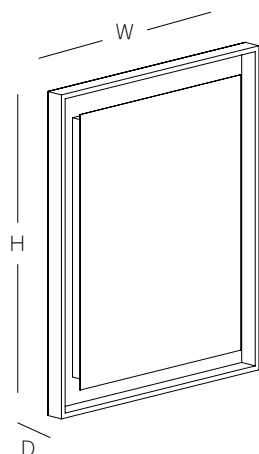


MR-029-B-SL

LED Back-Lit Mirror

Ordering Guide ☒

BEAUME™



Size (W x H x D)

/ Watt

CCT

Switch

☐ 800x1000x55 mm / 55W

* Or Other Customized Size/Watt.

☐ 3000K

☐ 4000K

☐ 5000K

☐ 6000K

☐ 3 CCT

☐ Touch Switch

☐ Inductive Switch

☐ Knob Switch

☐ Toggle Switch

Dimmable

☐ Non-Dimmable

☐ Dimmable

* Additional Function

☐ Heating Film (The voltage should be a certain value, such as 120V/220V/240V/277V)

☐ Time Display

APPLICATIONS: Studio, Makeup room, Dressing room, etc.

LISTING / WARRANTY

- cETLus listed for damp location and feed through wiring.
- 5 Year Limited Warranty.



CIRCULAR WALL MOUNTED EDGE-LIT LED MIRROR



BACK-LIT

ILLUMINATED MIRROR

Style: Wall Mounted Mirror

Input Voltage : 120-277V AC 50/60 Hz

Watt: 7W/300mm

Light Source: LED SMD Chips

IP Rated: IP44

* Customized Also Available

SEE PAGE 39 FOR DETAILS

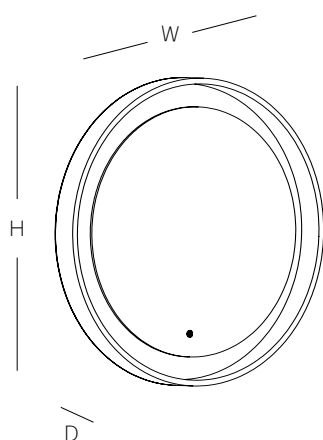


MRR-026-B-GD

LED Back-Lit Mirror

Ordering Guide ☒

BEAUME™



Size (W x H x D)

/ Watt

CCT

Switch

☐ 1000x1000x55 mm / 40W

* Or Other Customized Size/Watt.

☐ 3000K

☐ 4000K

☐ 5000K

☐ 6000K

☐ 3 CCT

☐ Touch Switch

☐ Inductive Switch

☐ Knob Switch

☐ Toggle Switch

Dimmable

☐ Non-Dimmable

☐ Dimmable

* Additional Function

☐ Heating Film (The voltage should be a certain value, such as 120V/220V/240V/277V)

☐ Time Display

APPLICATIONS: Studio, Makeup room, Dressing room, etc.

LISTING / WARRANTY

- cETLus listed for damp location and feed through wiring.
- 5 Year Limited Warranty.



BEDROOM CIRCULAR LED ILLUMINATED MIRROR



BACK-LIT ILLUMINATED MIRROR

Style: Wall Mounted Mirror

Input Voltage : 120-277V AC 50/60 Hz

Watt: 7W/300mm

Light Source: LED SMD Chips

IP Rated: IP44

* Customized Also Available

SEE PAGE 39 FOR DETAILS

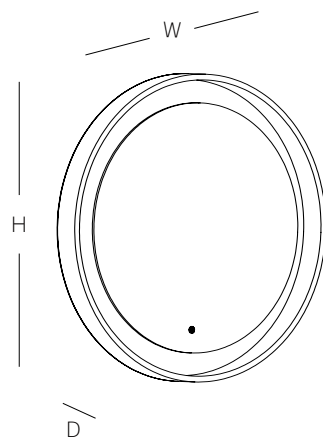


MRR-026-B-SL

LED Back-Lit Mirror

Ordering Guide ☒

BEAUME™



Size (W x H x D)

/ Watt

CCT

Switch

☐ 1000x1000x55 mm / 40W

* Or Other Customized Size/Watt.

☐ 3000K

☐ 4000K

☐ 5000K

☐ 6000K

☐ 3 CCT

☐ Touch Switch

☐ Inductive Switch

☐ Knob Switch

☐ Toggle Switch

Dimmable

☐ Non-Dimmable

☐ Dimmable

* Additional Function

☐ Heating Film (The voltage should be a certain value, such as 120V/220V/240V/277V)

☐ Time Display

APPLICATIONS: Studio, Makeup room, Dressing room, etc.

LISTING / WARRANTY

- cETLus listed for damp location and feed through wiring.
- 5 Year Limited Warranty.



SQUARE LED MIRROR LIGHT WITH GOLD BACKDROP



BACK-LIT ILLUMINATED MIRROR

Style: Wall Mounted Mirror

Input Voltage : 120-277V AC 50/60 Hz

Watt: 7W/300mm

Light Source: LED SMD Chips

IP Rated: IP44

* Customized Also Available

SEE PAGE 39 FOR DETAILS

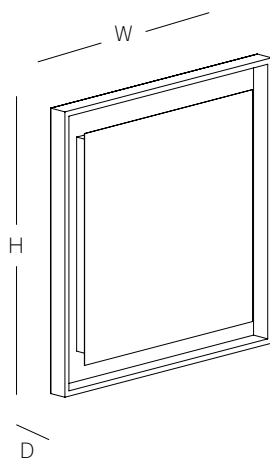


MR-012-B-GD

LED Back-Lit Mirror

Ordering Guide ☒

BEAUME™



Size (W x H x D)

/ Watt

CCT

Switch

☐ 1000x1000x55 mm / 50W

* Or Other Customized Size/Watt.

☐ 3000K

☐ 4000K

☐ 5000K

☐ 6000K

☐ 3 CCT

☐ Touch Switch

☐ Inductive Switch

☐ Knob Switch

☐ Toggle Switch

Dimmable

☐ Non-Dimmable

☐ Dimmable

* Additional Function

☐ Heating Film (The voltage should be a certain value, such as 120V/220V/240V/277V)

☐ Time Display

APPLICATIONS: Studio, Makeup room, Dressing room, etc.

LISTING / WARRANTY

- cETLus listed for damp location and feed through wiring.
- 5 Year Limited Warranty.



WALL MOUNTED SQUARE BACK-LIT MIRROR



BACK-LIT ILLUMINATED MIRROR

Style: Wall Mounted Mirror

Input Voltage : 120-277V AC 50/60 Hz

Watt: 7W/300mm

Light Source: LED SMD Chips

IP Rated: IP44

* Customized Also Available

SEE PAGE 39 FOR DETAILS

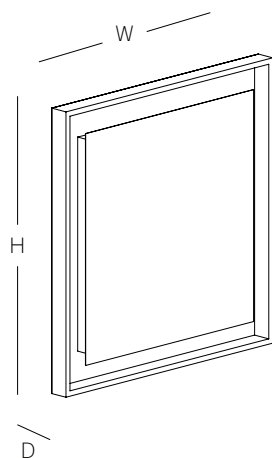


MR-012-B-SL

LED Back-Lit Mirror

Ordering Guide ☒

BEAUME™



Size (W x H x D)

/ Watt

CCT

Switch

☐ 1000x1000x55 mm / 50W

* Or Other Customized Size/Watt.

☐ 3000K

☐ 4000K

☐ 5000K

☐ 6000K

☐ 3 CCT

☐ Touch Switch

☐ Inductive Switch

☐ Knob Switch

☐ Toggle Switch

Dimmable

☐ Non-Dimmable

☐ Dimmable

* Additional Function

☐ Heating Film (The voltage should be a certain value, such as 120V/220V/240V/277V)

☐ Time Display

APPLICATIONS: Studio, Makeup room, Dressing room, etc.

LISTING / WARRANTY

- cETLus listed for damp location and feed through wiring.
- 5 Year Limited Warranty.



BACK-LIT FULL-LENGTH LED MIRROR WITH LIGHT



BACK-LIT ILLUMINATED MIRROR

Style: Floor Mounted Mirror

Input Voltage : 120-277V AC 50/60 Hz

Watt: 7W/300mm

Light Source: LED SMD Chips

IP Rated: IP44

* Customized Also Available

SEE PAGE 39 FOR DETAILS

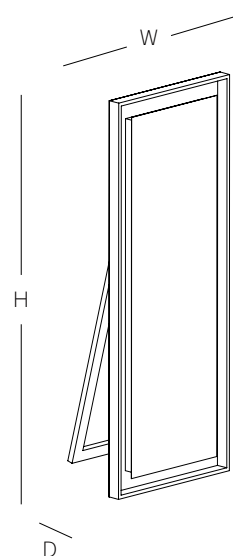


MR-029-B-F-GD

LED Back-Lit Mirror

Ordering Guide ☒

BEAUME™



Size (W x H x D)

/ Watt

CCT

Switch

☐ 1700x650x55 mm / 95W

* Or Other Customized Size/Watt.

☐ 3000K

☐ 4000K

☐ 5000K

☐ 6000K

☐ 3 CCT

☐ Touch Switch

☐ Inductive Switch

☐ Knob Switch

☐ Toggle Switch

Dimmable

☐ Non-Dimmable

☐ Dimmable

* Additional Function

☐ Heating Film (The voltage should be a certain value, such as 120V/220V/240V/277V)

☐ Time Display

APPLICATIONS: Studio, Makeup room, Dressing room, etc.

LISTING / WARRANTY

- cETLus listed for damp location and feed through wiring.
- 5 Year Limited Warranty.



LED BACK-LIT FULL-LENGTH MIRROR LIGHT



BACK-LIT ILLUMINATED MIRROR

Style: Wall Mounted Mirror

Input Voltage : 120-277V AC 50/60 Hz

Watt: 7W/300mm

Light Source: LED SMD Chips

IP Rated: IP44

* Customized Also Available

SEE PAGE 39 FOR DETAILS

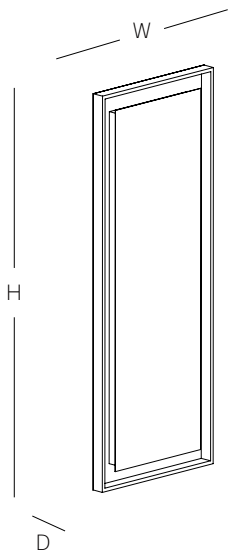


MR-029-I-F-SL

LED Back-Lit Mirror

Ordering Guide ☒

BEAUME™



Size (W x H x D)	/	Watt	CCT	Switch
<input type="checkbox"/> 1700x650x55 mm	/	95W	<input type="checkbox"/> 3000K	<input type="checkbox"/> Touch Switch
* Or Other Customized Size/Watt.			<input type="checkbox"/> 4000K	<input type="checkbox"/> Inductive Switch
			<input type="checkbox"/> 5000K	<input type="checkbox"/> Knob Switch
			<input type="checkbox"/> 6000K	<input type="checkbox"/> Toggle Switch
			<input type="checkbox"/> 3 CCT	
Dimmable				
<input type="checkbox"/> Non-Dimmable			<input type="checkbox"/> Dimmable	
* Additional Function				
<input type="checkbox"/> Heating Film (The voltage should be a certain value, such as 120V/220V/240V/277V)			<input type="checkbox"/> Time Display	

APPLICATIONS: Studio, Makeup room, Dressing room, etc.

LISTING / WARRANTY

- cETLus listed for damp location and feed through wiring.
- 5 Year Limited Warranty.

